

配電盤用握柄開關

- 配電盤用, IP40
- NEMA Type 1把手
- IP20 本體



DC21A IEC60947-3				UL Ratings UL508I				1000V	Poles in series	No. of Strings	Weight Kg/pcs.	Part Number	Contact Configuration
600V	800V	1000V	1500V	350V	500V	600V	1000V						
16A	16A	9A	3A	16A	16A	16A	-	2	1	0.19	SI16 DB 2		
25A	20A	11A	4A	20A	20A	20A	-	2	1	0.19	SI25 DB 2		
32A	23A	13A	5A	25A	25A	25A	-	2	1	0.19	SI32 DB 2		
40A	30A	20A	10A	40A	40A	40A	16A	2	1	0.41	SI40 DB 2		
55A	45A	36A*	15A	55A	55A	55A	20A	2	1	0.41	SI55 DB 2		
29A	16A	9A	3A	29A	29A	21A	-	2	1	0.24	SI16 DB 2H		
45A	20A	11A	4A	45A	38A	23A	-	2	1	0.24	SI25 DB 2H		
50A	23A	13A	5A	58A	40A	25A	-	2	1	0.24	SI32 DB 2H		
64A	30A	20A	6A	72A	53A	42A	22A	2	1	0.52	SI40 DB 2H		
80A	45A	25A	8A	85A	66A	55A	25A	2	1	0.52	SI55 DB 2H		
16A	16A	9A	3A	16A	16A	16A	-	2	2	0.22	SI16 DB 4		
25A	20A	11A	4A	20A	20A	20A	-	2	2	0.22	SI25 DB 4		
32A	23A	13A	5A	25A	25A	25A	-	2	2	0.22	SI32 DB 4		
40A	30A	20A	6A	40A	40A	40A	16A	2	2	0.45	SI40 DB 4		
55A	45A	36A*	8A	55A	55A	55A	20A	2	2	0.45	SI55 DB 4		
16A	16A	16A	16A	16A	16A	16A	-	4	1	0.23	SI16 DB 4S		
25A	25A	25A	20A	25A	25A	25A	-	4	1	0.23	SI25 DB 4S		
32A	32A	32A	23A	32A	32A	32A	-	4	1	0.23	SI32 DB 4S		
40A	40A	40A	30A	40A	40A	40A	40A	4	1	0.49	SI40 DB 4S		
55A	55A	55A	40A	55A	55A	55A	55A	4	1	0.49	SI55 DB 4S		
16A	16A	9A	3A	16A	16A	16A	-	2	3	0.35	SI16 DB 6		
25A	20A	11A	4A	20A	20A	20A	-	2	3	0.35	SI25 DB 6		
32A	23A	13A	5A	25A	25A	25A	-	2	3	0.35	SI32 DB 6		
16A	16A	9A	3A	16A	16A	16A	-	2	4	0.40	SI16 DB 8		
25A	20A	11A	4A	20A	20A	20A	-	2	4	0.40	SI25 DB 8		
32A	23A	13A	5A	25A	25A	25A	-	2	4	0.40	SI32 DB 8		
29A	29A	29A	16A	29A	29A	29A	-	4	1	0.43	SI16 DB 4H		
45A	45A	45A*	20A	45A	45A	45A	-	4	1	0.43	SI25 DB 4H		
58A	58A*	58A*	23A	58A	58A	50A	-	4	1	0.43	SI32 DB 4H		

4T / 4B configuration also available. For ratings refer to 4S configuration. (See page 17)

* DC21B

握柄開關-附前面板

- 面板安裝, IP66
- 面板 64mm²
- NEMA Type 3R 把手
- IP20 本體




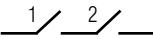
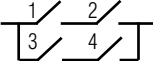
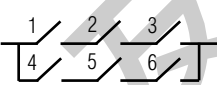
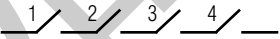
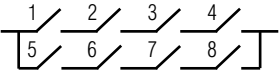
DC21A IEC60947-3				UL Ratings UL508I				Poles in series	No. of Strings	Weight Kg/pcs.	Part Number	Contact Configuration
600V	800V	1000V	1500V	350V	500V	600V	1000V					
16A	16A	9A	3A	16A	16A	16A	-	2	1	0.20	SI16 PM64 2	
25A	20A	11A	4A	20A	20A	20A	-	2	1	0.20	SI25 PM64 2	
32A	23A	13A	5A	25A	25A	25A	-	2	1	0.20	SI32 PM64 2	
40A	30A	20A	6A	40A	40A	40A	16A	2	1	0.41	SI40 PM64 2	
55A	45A	36A*	8A	55A	55A	55A	20A	2	1	0.41	SI55 PM64 2	
29A	16A	9A	3A	29A	29A	21A	-	2	1	0.25	SI16 PM64 2H	
45A	20A	11A	4A	45A	38A	23A	-	2	1	0.25	SI25 PM64 2H	
50A	23A	13A	5A	58A	40A	25A	-	2	1	0.25	SI32 PM64 2H	
64A	30A	20A	6A	72A	53A	42A	22A	2	1	0.54	SI40 PM64 2H	
80A	45A	25A	8A	85A	66A	55A	25A	2	1	0.54	SI55 PM64 2H	
16A	16A	9A	3A	16A	16A	16A	-	2	2	0.23	SI16 PM64 4	
25A	20A	11A	4A	20A	20A	20A	-	2	2	0.23	SI25 PM64 4	
32A	23A	13A	5A	25A	25A	25A	-	2	2	0.23	SI32 PM64 4	
40A	30A	20A	6A	40A	40A	40A	16A	2	2	0.52	SI40 PM64 4	
55A	45A	36A*	8A	55A	55A	55A	20A	2	2	0.52	SI55 PM64 4	
16A	16A	16A	16A	16A	16A	16A	-	4	1	0.24	SI16 PM64 4S	
25A	25A	25A	20A	25A	25A	25A	-	4	1	0.24	SI25 PM64 4S	
32A	32A	32A	23A	32A	32A	32A	-	4	1	0.24	SI32 PM64 4S	
40A	40A	40A	30A	40A	40A	40A	40A	4	1	0.52	SI40 PM64 4S	
55A	55A	55A	40A	55A	55A	55A	55A	4	1	0.52	SI55 PM64 4S	
16A	16A	9A	3A	16A	16A	16A	-	2	3	0.36	SI16 PM64 6	
25A	20A	11A	4A	20A	20A	20A	-	2	3	0.36	SI25 PM64 6	
32A	23A	13A	5A	25A	25A	25A	-	2	3	0.36	SI32 PM64 6	
16A	16A	9A	3A	16A	16A	16A	-	2	4	0.41	SI16 PM64 8	
25A	20A	11A	4A	20A	20A	20A	-	2	4	0.41	SI25 PM64 8	
32A	23A	13A	5A	25A	25A	25A	-	2	4	0.41	SI32 PM64 8	
29A	29A	29A	16A	29A	29A	29A	-	4	1	0.46	SI16 PM64 4H	
45A	45A	45A*	20A	45A	45A	45A	-	4	1	0.46	SI25 PM64 4H	
58A	58A*	58A*	23A	58A	58A	50A	-	4	1	0.46	SI32 PM64 4H	

4T / 4B configuration also available. For ratings refer to 4S configuration. (See page 17)

* DC21B

技術性資訊

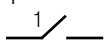
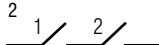
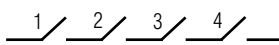
本資訊依據 IEC 60947-3, VDE 0660, GB14048.3

主接點	Type	SI16	SI25	SI32	SI40	SI55			
Rated thermal current I_{th} 額定電流	A	16	25	32	40	55			
Rated insulation voltage $U_i^{(1)}$ 額定絕緣電壓 1)	V	1000	1000	1000	1500	1500			
Rated insulation voltage $U_i^{(2)}$ 額定絕緣電壓 2)	V	1500	1500	1500	-	-			
Distance of contacts (per pole) 端子距離 (每pole)	mm	8	8	8	-	-			
Rated operational current I_e 額定操作電流									
DC21A & DC21B	1 pole 1 	300V A	16	23	27	40	55		
		400V A	12	14	16	30	40		
		500V A	9	11	13	19	25		
		600V A	6	8	10	15	20		
		700V A	4.5	6	7.5	10	15		
		800V A	3	4	5	8	10		
		900V A	2.5	3	4	6	8		
		1000V A	1.5	2	2.5	4	6		
		DC21B	2 poles 並聯 2 	500V A	16	25	32	40	55
				600V A	16	25	32	40	55
700V A	16			23	27	35	55		
800V A	16			20	23	30	45		
850V A	-			-	25	-	-		
900V A	13			16	20	25	35		
1000V A	9			11	13	20	36		
1200V A	6			8	10	10	15		
1500V A	3			4	5	6	8		
2 poles 並聯 + 2 poles 串聯 2H 	500V A			29	45	58	72	85	
	600V A	29	45	50	64	80			
	700V A	16	23	27	35	55			
	800V A	16	20	23	30	45			
	900V A	13	16	20	25	35			
	1000V A	9	11	13	20	25			
	1200V A	6	8	10	10	15			
	1500V A	3	4	5	6	8			
	3 poles 並聯 + 2 poles 串聯 3H 	500V A	29	45	58	-	-		
		600V A	29	45	50	-	-		
700V A		29	38	45	-	-			
800V A		29	38	45	-	-			
900V A		29	38	45	-	-			
1000V A		29	38	45	-	-			
1200V A		12	14	16	-	-			
1500V A		9	11	13	-	-			
4 poles 並聯 4S 		500V A	16	25	32	40	55		
		600V A	16	25	32	40	55		
	700V A	16	25	32	40	55			
	800V A	16	25	32	40	55			
	900V A	16	25	32	40	55			
	1000V A	16	25	32	40	55			
	1200V A	16	25	32	40	55			
	1500V A	16	20	23	30	40			
	4 poles 並聯 + 2 poles 串聯 4H 	500V A	29	45	58	-	-		
		600V A	29	45	58	-	-		
700V A		29	45	58	-	-			
800V A		29	45	58	-	-			
900V A		29	45	58	-	-			
1000V A		29	45	58	-	-			
1200V A		29	45	50	-	-			
1500V A		16	20	23	-	-			
額定操作電流 I_e									
AC21B		2, 4	U_e max. 440V	A	16	25	32	40	55
	2H	U_e max. 440V	A	29	45	58	72	85	

1)適用於過電壓種類 I 到 III, 污染度 3 (標準工業): $U_{imp} = 8kV$.
2)適用於過電壓種類 I 到 III, 污染度 2 (min.IP55): $U_{imp} = 8kV$.


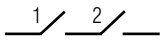
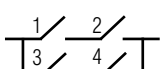
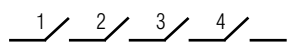
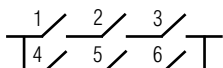
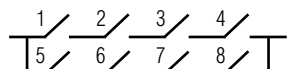

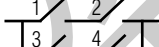
技術性資訊(接上頁)

本資訊根據 IEC 60947-3, VDE 0660, GB14048.3








主接點		Type	SI16	SI25	SI32	SI40	SI55
DC22B 額定操作電流 I_e L/R = 2.5ms	1 pole 1 	500V A	1	1.25	1.5	x	2.5
		600V A	0.5	0.75	1	x	2
		800V A	0.3	0.4	0.5	x	1.5
		1000V A	0.15	0.2	0.25	x	1
		1200V A	-	-	-	x	x
		1500V A	-	-	-	x	x
	2 poles 並聯 2 	500V A	7	8	9	x	x
		600V A	5.5	6	6.5	x	x
		800V A	2	2.5	3	x	x
		1000V A	1	1.5	2	x	x
		1200V A	-	-	-	x	x
		1500V A	-	-	-	x	x
	4 poles 並聯 4S 	500V A	16	25	32	x	x
		600V A	16	25	27.5	x	x
		800V A	11.5	12	12.5	x	x
1000V A		8	9	10	x	x	
1200V A		-	-	-	x	x	
1500V A		-	-	-	x	x	
額定條件短路電流		kA _{eff}	5	5	5	10	10
最大保險絲尺寸	gL (gG)	A	40	63	80	125	160
機械壽命		x10 ⁵	10	10	10	10	10
額定短時耐受電流 (1s)	I_{cw}	2, 4, 6, 8 A	800	900	1000	A2, A4: 1200	A2, A4: 1400
		2H, 3H, 4H A	1300	1500	1700	A2+2: 2000	A2+2: 2400
短路開合能力	I_{cw}	2, 4, 6, 8 A	800	900	1000	A2, A4: 1200	A2, A4: 1400
		2H, 3H, 4H A	1300	1500	1700	A2+2: 2000	A2+2: 2400
最大纜線截面 (including jumper LSV-B1)							
硬線或絞合線		mm ²	4 - 16	4 - 16	4 - 16	2.5 - 25	2.5 - 25
軟線		mm ²	4 - 10	4 - 10	4 - 10	4 - 16	4 - 16
軟線(+ 多芯電纜端)		mm ²	4 - 10	4 - 10	4 - 10	2.5 - 16	2.5 - 16
端子螺絲尺寸			M4 Pz2	M4 Pz2	M4 Pz2	M5 Pz2	M5 Pz2
扭力鎖緊		Nm	1.2 - 1.8	1.2 - 1.8	1.2 - 1.8	2.5 - 2.8	2.5 - 2.8
每個鉗有兩條纜線, 沒有跨接線 LSV-B1 / LSV-B2							
	實心或絞合線	mm ²	16+(1.5-2.5)/10+(1.5-6)/6+(1.5-10)/4+(1.5-10)			16+(1.5-2.5)/10+(1.5-10)/6+(1.5-10)/4+(1.5-10)	
	彈性	mm ²	16+(1.5-2.5)/10+(1.5-4)/6+(1.5-6)			16+(1.5-6)/10+(1.5-10)/6+(1.5-16)/4+(1.5-16)	
	& 彈性+多芯電纜端						
	絞合線	AWG	8+(16-12)/10+(16-10)/12+(16-8)/14+(16-8)			3+(18-10)/4+(18-10)/6+(18-8)/8+(18-8)	
	實心	AWG	10+(16-12)/12+(16-10)/14+(16-10)			10+(16-10)/12+(16-10)/14+(16-10)/12+(16-10)/14+(16-10)	
最大周遭溫度							
操作	All types except PEL64R	°C				-40 to +65	
	PEL64R type	°C				-40 to +45	
儲放		°C				-50 to +70	
每個開關的能源損耗 at $I_{e,max}$ DC21B							
2		W	0.8	2	3	4	6
4		W	1.6	4	6	8	12
6		W	2.4	6	9	12	18
8		W	3.2	8	12	16	24
2H		W	0.4	1	1.5	2	3
3H		W	0.6	1.5	2.25	3	4.5
4H		W	0.8	2	3	4	6

技術性資訊(接上頁)

本資訊依據 UL508i  File E362605 and UL508  File E146487, Category no.: NRNT2, NRNT8

主端子	Type	SI16	SI25	SI32	SI40	SI55
安培評級 “一般使用”						
 1 pole 1	DC					
	350V A	4	5	6	7.1	10
	500V A	4	5	6	5.7	7
	600V A	4	5	6	5	5.8
	700V A	-	-	-	3.9	5
	800V A	-	-	-	3.2	4.4
	900V A	-	-	-	2.5	3.5
1000V A	-	-	-	1.5	2	
 2 poles 串聯 2	350V A	16	20	25	40	55
	500V A	16	20	25	40	55
	600V A	16	20	25	40	55
	700V A	-	-	-	32	46
	800V A	-	-	-	26	37
	900V A	-	-	-	20	28
	1000V A	-	-	-	16	20
 2 poles + 2 poles 並聯 2H	350V A	29	45	58	72	85
	400V A				67	79
	500V A	29	38	40	53	66
	600V A	21	23	25	42	55
	700V A	-	-	-	35	47
	800V A	-	-	-	30	40
	900V A	-	-	-	26	32
1000V A	-	-	-	22	25	
 4 poles 並聯 4S	350V A	16	25	32	40	55
	500V A	16	25	32	40	55
	600V A	16	25	32	40	55
	700V A	-	-	-	40	55
	800V A	-	-	-	40	55
	900V A	-	-	-	40	55
	1000V A	-	-	-	40	55
 3 poles 串聯 + 2 poles 並聯 3H	350V A	29	45	58	-	-
	500V A	29	38	50	-	-
	600V A	21	38	45	-	-
 4 poles 串聯 + 2 poles 並聯 4H	350V A	29	45	58	-	-
	500V A	29	45	58	-	-
	600V A	29	45	50	-	-
AC 評級 “一般使用” 2 poles 串聯	 600V A	16	25	32	x	x
2 poles 串聯 + 2 poles 並聯	 277V A	-	-	50	x	x
3 poles 並聯	3x480V A	-	-	32	-	-
保險絲尺寸 (RK5) 工業控制開關						
5kA / 600V	A	40	60	80	-	-
5kA / 1000V	A	-	-	-	90	125
最大纜線截面 (including jumper SIV-B1/B2)						
硬線或絞合線	AWG	12 - 10	12 - 10	12 - 10	16 - 10	16 - 10
軟線	AWG	12 - 6	12 - 6	12 - 6	14 - 4	14 - 4
軟線 (+ 多芯電纜端)	AWG	12 - 6	12 - 6	12 - 6		
螺柱端子尺寸		M4 Pz2	M4 Pz2	M4 Pz2	M5 Pz2	M5 Pz2
旋緊扭力	lb.inch	9 - 16	9 - 16	9 - 16	22 - 25	22 - 25

x - In Test

Country	RoHS	USA, UL508i	US, Canada, UL508	Europe CE	TUV Rheinland	GOST Russia	IEC CB Europe
							
SI16	✓	✓	✓	✓	✓	✓	✓
SI25	✓	✓	✓	✓	✓	✓	✓
SI32	✓	✓	✓	✓	✓	✓	✓
SI40	✓	✓	✓	✓	Pending	Pending	Pending
SI55	✓	✓	✓	✓	Pending	Pending	Pending

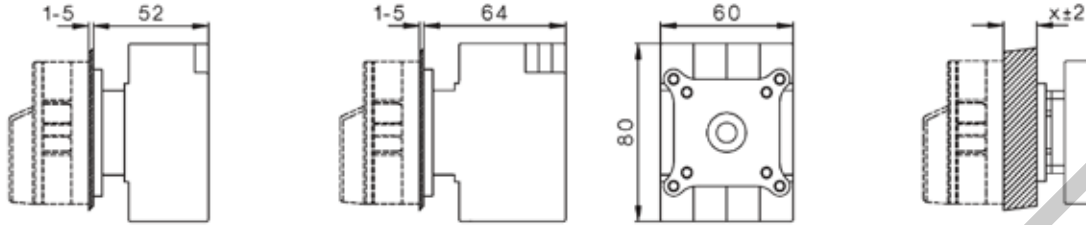
認
證

尺寸圖

SI16PM / SI25PM / SI32PM
2

2H, 4

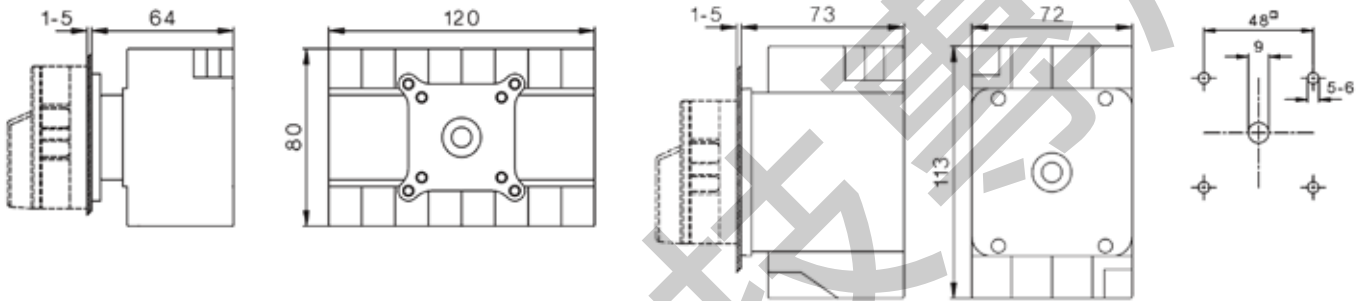
SI + X "Y"
開關延伸軸



SI16PM / SI25PM / SI32PM
6, 8, 4H

SI40PM / SI55PM
2, 2H, 4

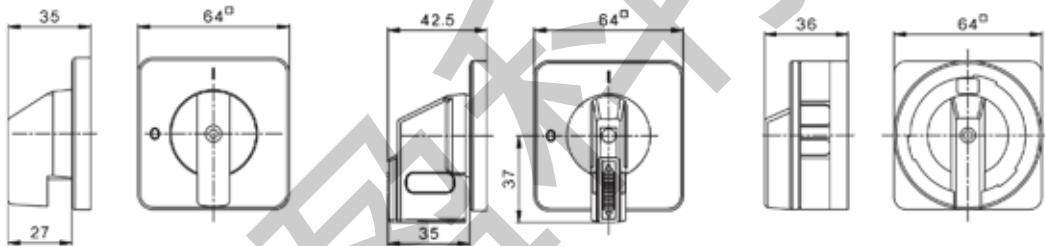
安裝孔



Escutcheon Plate 64
把手

可鎖把手

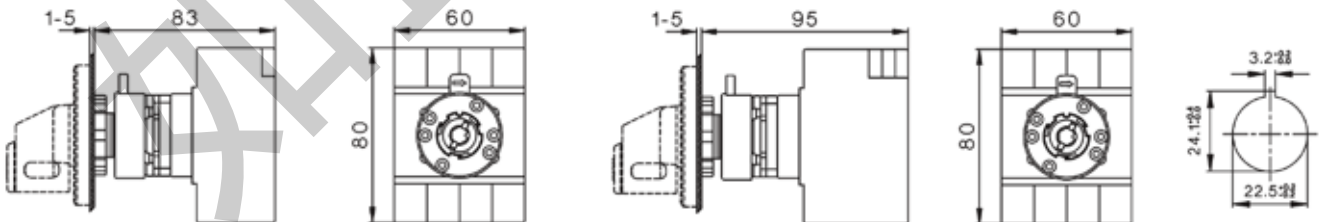
可鎖定旋轉



SI16SHM(L) / SI25SHM(L) / SI32SHM(L)
2

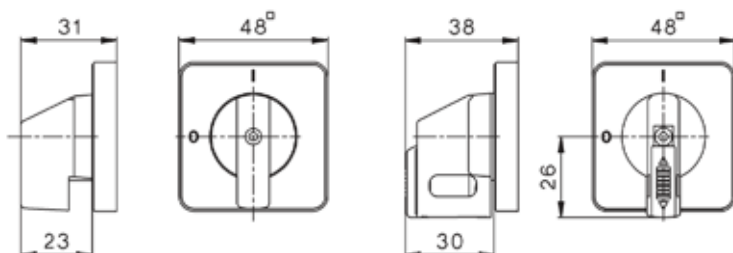
2H, 4

Mounting Hole



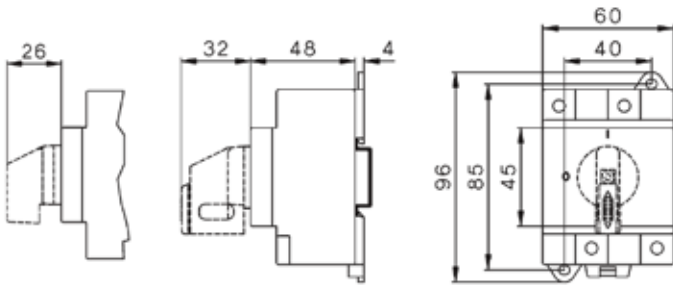
Escutcheon Plate 48
握柄把手

可鎖把手

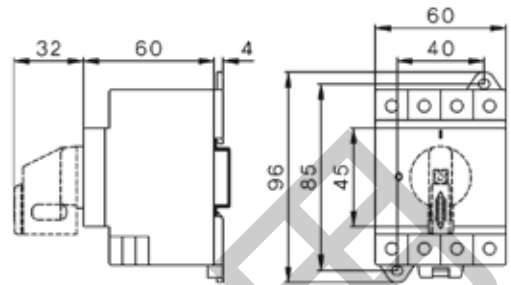


尺寸圖

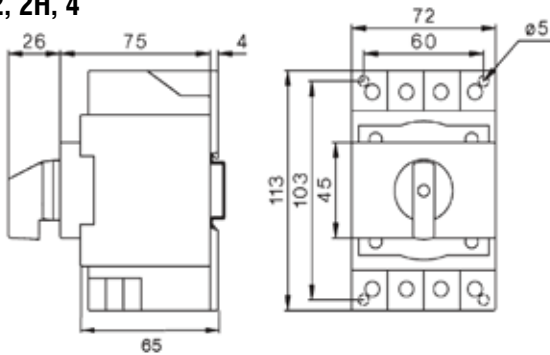
SI16DB(L) / SI25DB(L) / SI32DB(L)
2



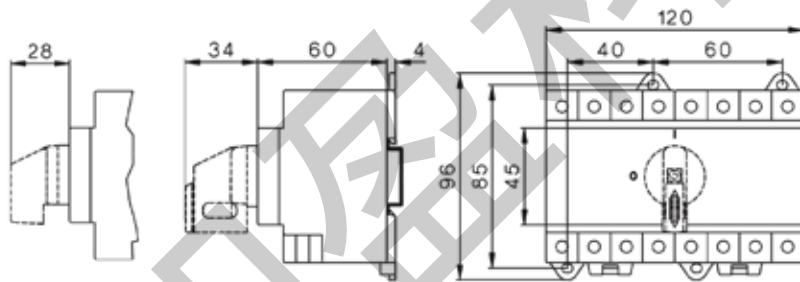
2H, 4



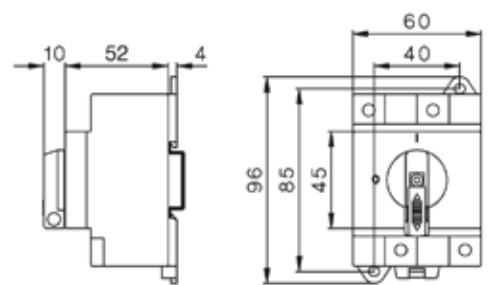
SI40DB(L) / SI55DB(L)
2, 2H, 4



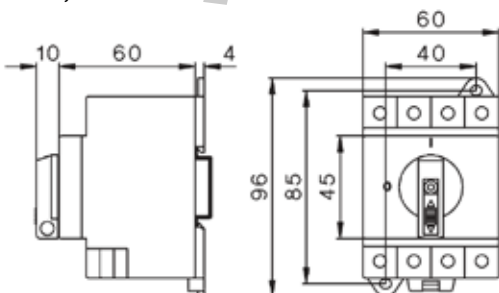
SI16DB(L) / SI25DB(L) / SI32DB(L)
6, 8, 4H



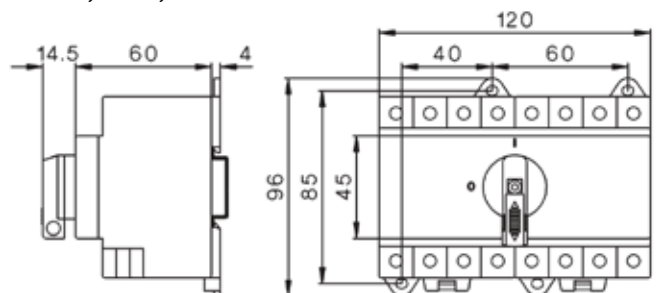
SI.. DBL with low height handle
2-LH



SI16DBL / SI25DBL / SI32DBL with low height handle
2H-LH, 4-LH



4H-LH, 6-LH, 8-LH




認證文件



UL508i
Certificate



cUR
Certificate



UR
Certificate



GOST
Certificate



IEC
Certificate



TUV
Certificate

